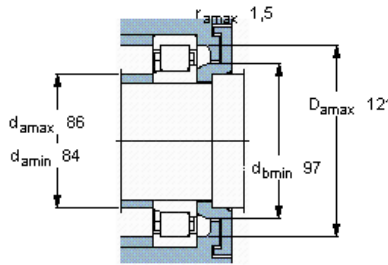
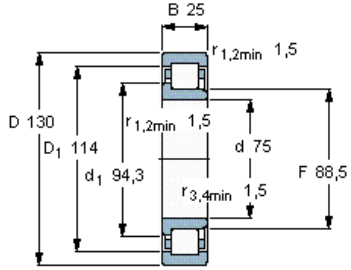


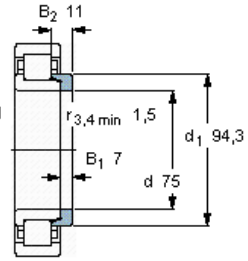
Cylindrical roller bearings, single row

| Principal dimensions | | | Basic load ratings | | Designation | Angle ring |
|----------------------|-----|----|--------------------|--------------|-------------------------------|-------------|
| d | D | B | dynamic C | static C0 | * SKF Explorer bearing | Designation |
| mm | | | kN | | - | - |
| 75 | 130 | 25 | 150 | 156 | NJ 215 ECP * | HJ 215 EC |



Calculation factors

k_r 0,15
 e 0,2 Y 0,6



HJ 215 EC

Mass kg 0,16